



PUNTO GHOST RANGE

In-line axial fans **LONG LIFE 30.000 h**

Design: F. Trabucco & Associates



Suitable for installation in walls, ceilings/false ceilings, lofts, internal walls.

- **10 models:** from Ø 90 to 150 available with or without timer.
- Can be used as temperature blenders in adjacent rooms.
- Motor with shielded poles and ball bearings (30.000 h guaranteed continuous operation) with thermal cut-out. Except codes (11110- 11111 -11116-11117).
- Complies with the requirements of Part F1 of the Building Regulations even when connected on 3 m flexible aluminium duct (with 2 x 90° bends).
- Protection rating: IPX4.
- Insulation class: II □.

TECHNICAL DATA

MODELS	CODE		V~50Hz	W	A	RPM	MAX AIRFLOW		MAX PRESSURE		Lp dB(A) 3 m	MAX °C	Kg
	BASIC	TIMER					m³/h	l/s	mmH₂O	Pa			
MG 90/3.5"	11110	11111	230 - 240	18	0,10	2450	65	18	2.1	21	38	40	0,40
MG 100/4" LL	11100	11101				2415	80	22,2	2.6	25	39		0,43
MGK 100/4" LL	11106	-				22,2	0,90						
MG 120/5"	11116	-		20	0,12	2250	160	44	4.5	44	43	50	0,56
MG 120/5" LL	11102	11103					44.4	0,56					
MG 150/6"	11117	-		30	0,18	2200	320	89	7.0	69	48		0,80
MG 150/6" LL	11104	11105					88.9	0,80					



PUNTO GHOST RANGE | TECHNICAL DATA FOR REGULATION N° 1254/2014/UE

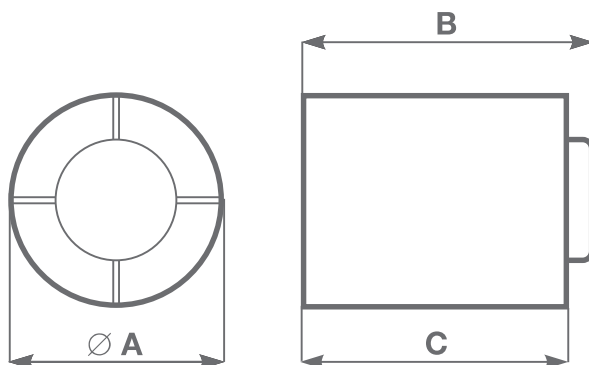
Models Code	Unit of measurement	MG 90/3.5" - MG 100/4" LL MGK 100/4" LL 1110 - 1100 - 1101 - 1106	MG 120/5" MG 120/5" LL 1116 - 1102 - 1103	MG 150/6" MG 150/6" LL 1117 - 1104 - 1105
Supplier's name or trade mark	-	Vortice	Vortice	Vortice
Specific Energy Consumption class SEC in average climate zone	-	NA	NA	NA
Specific Energy Consumption class SEC average	kWh/m²a	-5,4	-7,6	-10,0
Specific Energy Consumption class SEC cold		-18,8	-21,0	-23,4
Specific Energy Consumption class SEC warm		2,2	0,0	-2,4
Declared typology	-	RVU-U*	RVU-U*	RVU-U*
Type of drive	-	NA	NA	NA
Type of heat recovery system HRS	-	None	None	None
Thermal efficiency of heat recovery at reference air flow	%	NA	NA	NA
Maximum flow rate	m³/s	77	157	311
Electric power input of the fan drive, including any motor control equipment, at maximum flow rate	W	13,7	20,5	25,0
Sound power level LWA	LWA [dB(A)]	60	64	69
Reference flow rate	m³/s	0,0150	0,0305	0,0605
Reference pressure difference	Pa	14	18	30
SPI	W/(m³/h)	0,24861	0,18471	0,11484
Control factor CTRL	%	1	1	1
Control typology	-	manual	manual	manual
Maximum internal leakage rates	-	NA	NA	NA
Maximum external leakage rates	%	NA	NA	NA
Mixing rate	-	NA	NA	NA
Position and description of visual filter warning	-	NA	NA	NA
Airflow sensitivity to pressure variations at + 20 Pa and - 20 Pa	m³/h	NA	NA	NA
Indoor/outdoor air tightness	-	NA	NA	NA
Annual electricity consumption (AEC)	kWh electricity/a	343	255	158
AHS average Annual heating saved	kWh primary energy/a	1397	1397	1397
AHS cold Annual heating saved		2732	2732	2732
AHS warm Annual heating saved		632	632	632

* RVU-U: Unit Ventilation Residential - Unidirectional

** NR/VU-U: Unit Ventilation Non Residential - Unidirectional

*** MSD: Multi-Speed Drive

DIMENSIONS



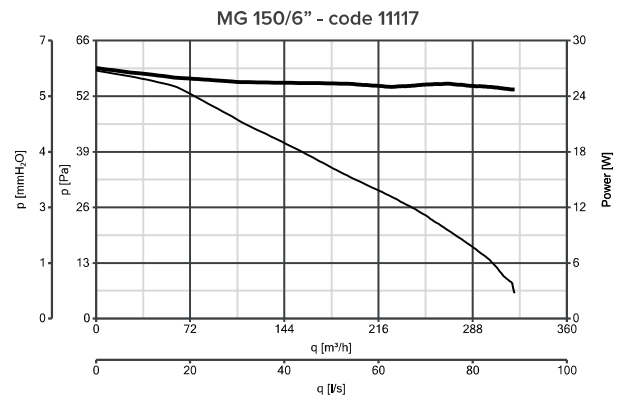
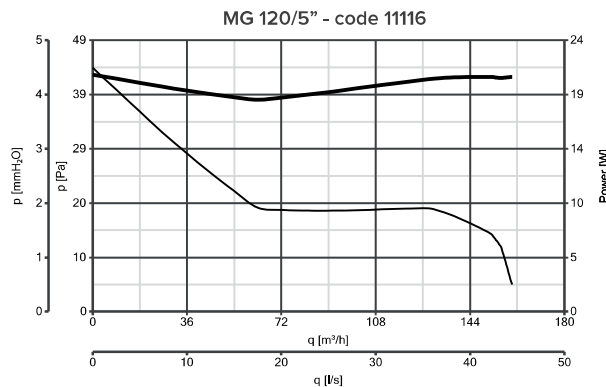
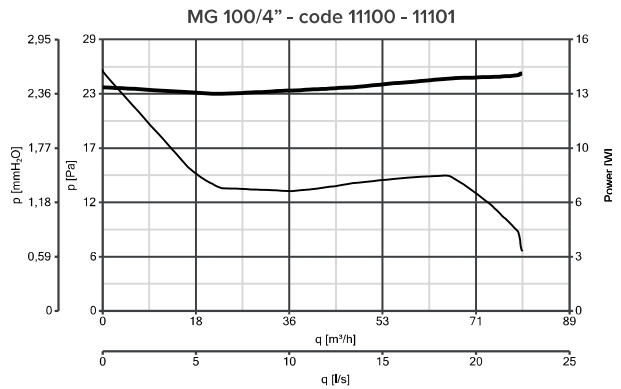
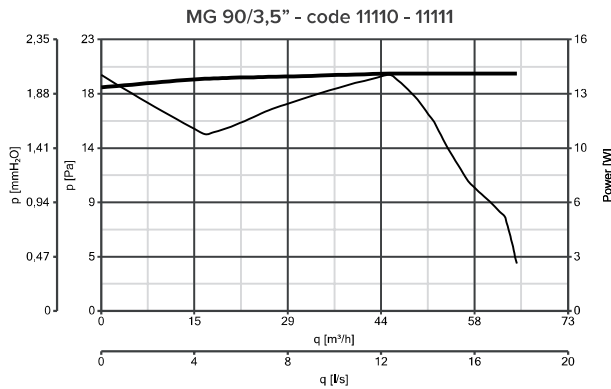
MODELS	Ø A	B	C
MG 90/3.5"	92.5	92	89
MG 90/3.5" T		96.5	
MG 100/4" LL	99	92	
MG 100/4" LL T		96.5	
MG 120/5"	119	103	100
MG 120/5" LL		107.5	
MG 120/5" T LL			
MG 150/6"	155	110	107
MG 150/6" LL		114.5	
MG 150/6" T LL			
MGK 100/4" LL	99	115	110

Dimensions (mm)









PERFORMANCE CURVES

Power consumption — Delivery



ACCESSORIES ON REQUEST

MODELS	DESCRIPTION	CODE	PRODUCT
	C 1.5 Electronic speed controller 1.5 A	12966	11110 - 11100 - 11116 - 11102 - 11117 - 11104
	SCNRB Electronic speed controller built-in	12971	11110 - 11116 - 11117
	SCB KIT Built-in controller adaptor for C 1.5	22481	12966
	Flexible duct	Ø 90/100	22250 11110 - 11111
		Ø 120	22251 11116 - 11102 - 11103
		Ø 150	22252 11117 - 11104 - 11105
	Telescopic wall liner	Ø 100/4	22256 11110 - 11111
		Ø 120/5	22257 11116 - 11102 - 11103
		Ø 150/6	22258 11117 - 11104 - 11105
	Loft mounting brackets	Ø 90/100	22259 11110 - 11111 - 11100 - 11101
		Ø 120	22260 11116 - 11102 - 11103
		Ø 150	22261 11117 - 11104 - 11105
	Grille kit	90/3	22143 11110 - 11111
		100/4	22140 11100 - 11101
		120/5	22141 11116
		150/6	22142 11117

Accessories on request (description and technical data on page 158)



APPLICATIONS

